突切り加工用工具 234

2コーナー式突切り工具
φ 65 まで対応可能

PARTING OFF SYSTEM 234

PARTING OFF WITH 2 CUTTING EDGES
UP TO A DIAMETER OF 65 MM

HORN
HORN

特長:

THE DIFFERENCE: MORE POSSIBILITIES

- **2コーナー式インサート**
  Insert with 2 cutting edges

- **加工直径最大 65 mm**
  Cutting diameter up to 65 mm

- **2 種類のチップブレーカーを提供**
  2 different chip breaking geometries available

ツールホルダーの番号コード / Number code of the toolholder:

RH234.2020.33.0A.02.IK

- IK — 内部給油対応 / Coolant
- 02 — インサート幅 / Cutting width of the insert
- 0A — ツールホルダーのバージョン / Version of the toolholder
- 33 — 最大加工深さ(Tmax) / Max. depth of cut
- 2020 — シャンク寸法 / Shank dimensions
- 234 — ツールシステム / Tool system
- RH — ツールホルダーの勝手 → 右 (R) または 左 (L) / Type of the toolholder → Right (R) or Left (L)

クーラント供給位置 / Position of the coolant transfer

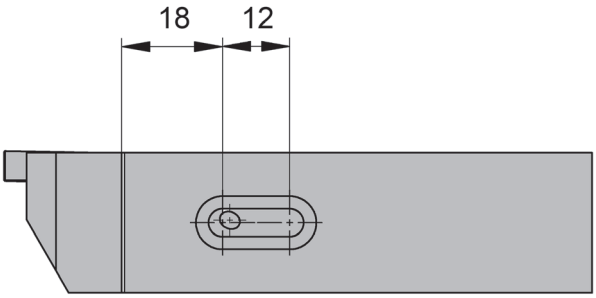

チップブレーカー Geometry	被削材 Material	送り速度 f [mm/rev] Feed rate f [mm/rev]	加工 Machining
.EN	P M K N S H	0,10-0,45	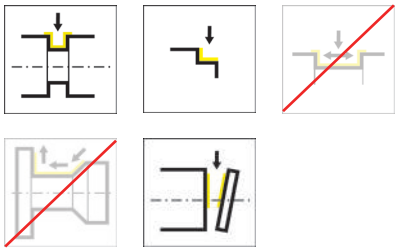
.3V	P M K N S H	0,05-0,20	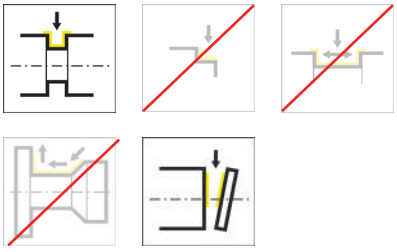

ツールホルダー
Toolholder

H234

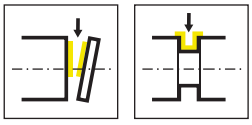

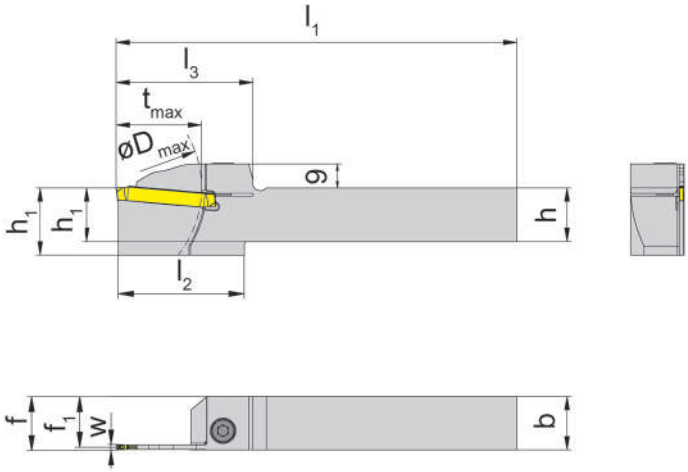

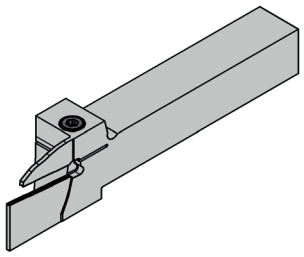

R = 右勝手バージョン図示
R = right hand version shown

L = 左勝手バージョン図示
L = left hand version

型式 Part number	h	b	l_1	l_2	l_3	h_1	f_1	f	t_{max}	D_{max}	w	HWS
RH234.2020.33.02	20	20	150	48	52	20	19	f_1+w/2	33	80	2	23401
RH234.2020.33.03	20	20	150	48	52	20	18,5	f_1+w/2	33	80	3	23403
RH234.2525.33.02	25	25	150	48	52	25	24	f_1+w/2	33	80	2	23401
RH234.2525.33.03	25	25	150	48	52	25	23,5	f_1+w/2	33	80	3	23403
LH234.2020.33.02	20	20	150	48	52	20	19	f_1+w/2	33	80	2	23401
LH234.2020.33.03	20	20	150	48	52	20	18,5	f_1+w/2	33	80	3	23403
LH234.2525.33.02	25	25	150	48	52	25	24	f_1+w/2	33	80	2	23401
LH234.2525.33.03	25	25	150	48	52	25	23,5	f_1+w/2	33	80	3	23403

予備部品
Spare Parts

ツールホルダー Toolholder	ねじ Clamping Screw	トルクスレンチ TORX PLUS® Wrench
R/LH234...	**6.23T25P**	**T25PQ**

ツールホルダー
Toolholder

H234

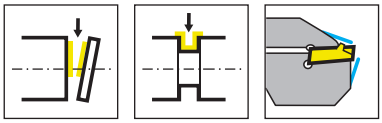

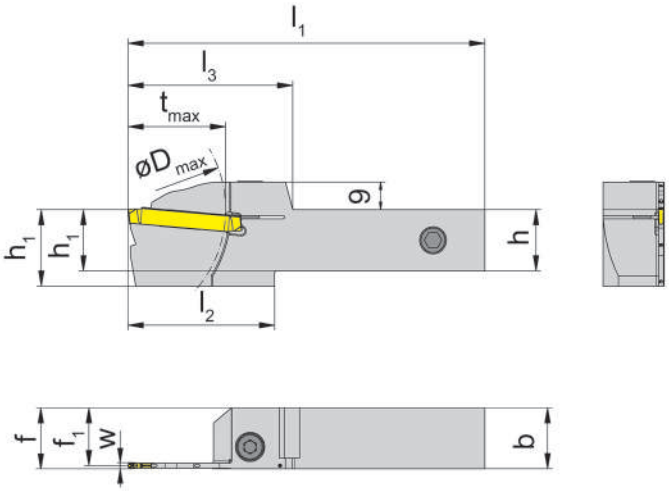

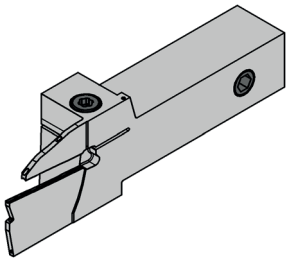

R = 右勝手バージョン図示
R = right hand version shown

L = 左勝手バージョン図示
L = left hand version

型式 Part number	h	b	l_1	l_2	l_3	h_1	f_1	f	t_{max}	D_{max}	w	HWS
RH234.2020.33.0A.02.IK	20	20	117	48	54	20	19	f_1+w/2	33	80	2	23401
RH234.2020.33.0A.03.IK	20	20	117	48	54	20	18,5	f_1+w/2	33	80	3	23403
RH234.2525.33.0A.02.IK	25	25	132	48	54	25	24	f_1+w/2	33	80	2	23401
RH234.2525.33.0A.03.IK	25	25	132	48	54	25	23,5	f_1+w/2	33	80	3	23403
LH234.2020.33.0A.02.IK	20	20	117	48	54	20	19	f_1+w/2	33	80	2	23401
LH234.2020.33.0A.03.IK	20	20	117	48	54	20	18,5	f_1+w/2	33	80	3	23403
LH234.2525.33.0A.02.IK	25	25	132	48	54	25	24	f_1+w/2	33	80	2	23401
LH234.2525.33.0A.03.IK	25	25	132	48	54	25	23,5	f_1+w/2	33	80	3	23403

予備部品
Spare Parts

ツールホルダー Toolholder	クーラント供給部品 Coolant supply	ねじ Clamping Screw	トルクスレンチ TORX PLUS® Wrench
R/LH234...	**004.00.16**	**6.23T25P**	**T25PQ**

ツールホルダー
Toolholder

H234

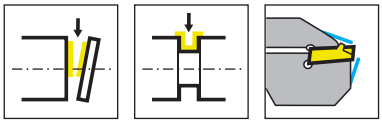

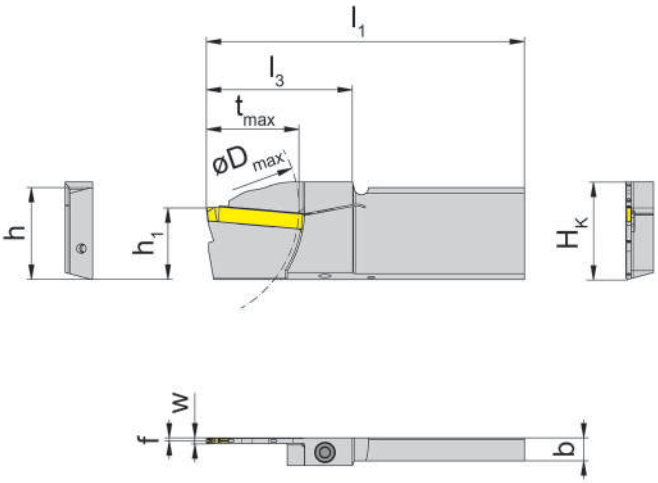

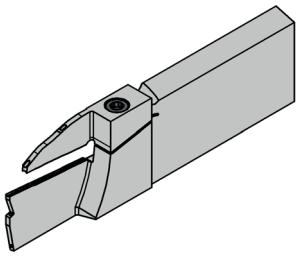

R = 右勝手バージョン図示
R = right hand version shown

L = 左勝手バージョン図示
L = left hand version

型式 Part number	H_K	h	l_1	h_1	f	l_3	t_{max}	D_{max}	w	HWS
RH234.3208.33.02.IK	33,8	32	110	24,8	1	51	33	80	2	23401
RH234.3208.33.03.IK	33,8	32	110	24,8	1,5	51	33	80	3	23403
LH234.3208.33.02.IK	33,8	32	110	24,8	1	51	33	80	2	23401
LH234.3208.33.03.IK	33,8	32	110	24,8	1,5	51	33	80	3	23403

予備部品
Spare Parts

ツールホルダー Toolholder	ねじ Clamping Screw	トルクスレンチ TORX PLUS® Wrench
R/LH234...	**5.13T20P**	**T20PQ**

カセット
Cassette

NK234

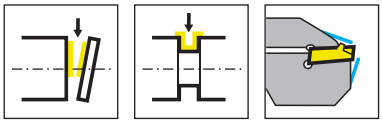

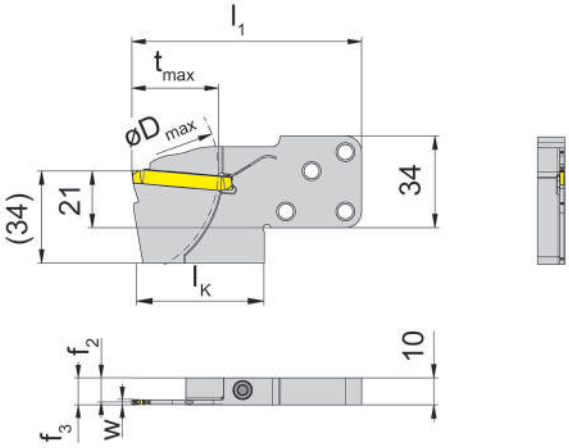

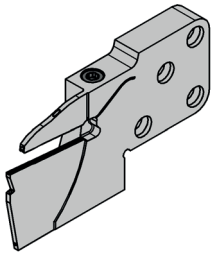

R = 右勝手バージョン図示
R = right hand version shown

L = 左勝手バージョン図示
L = left hand version

型式 Part number	t_{max}	f_2	f_3	w	D_{max}	l_1	HWS	HMS
RNK234.0842.33.4.02.IK	33	9	f_2+w/2	2	80	85	23401	842002 • 842001
RNK234.0842.33.4.03.IK	33	8,5	f_2+w/2	3	80	85	23403	842002 • 842001
LNK234.0842.33.4.02.IK	33	9	f_2+w/2	2	80	85	23401	842002 • 842001
LNK234.0842.33.4.03.IK	33	8,5	f_2+w/2	3	80	85	23403	842002 • 842001

予備部品
Spare Parts

カセット Cassette	ねじ Clamping Screw	トルクスレンチ TORX PLUS® Wrench
R/LH234...	**5.13T20P**	**T20PQ**

カセット
Cassette

NK234

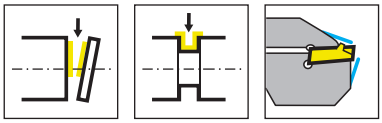

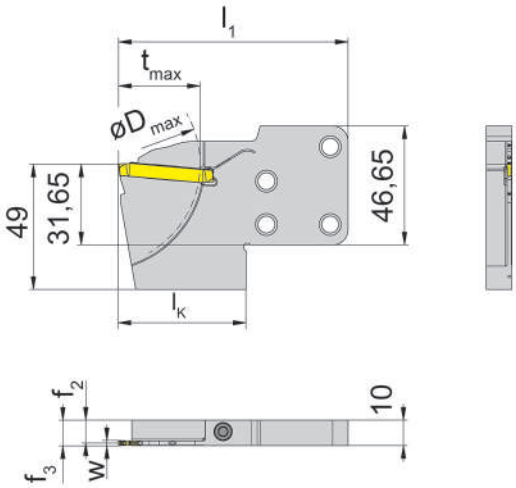

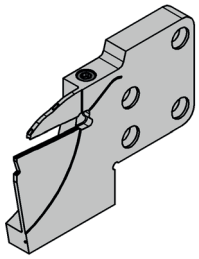

R = 右勝手バージョン図示
R = right hand version shown

L = 左勝手バージョン図示
L = left hand version

型式 Part number	t_{max}	f_2	f_3	w	D_{max}	l_1	HWS	HMS
RNK234.0845.33.4.02.IK	33	9	f_2+w/2	2	80	90	23401	845002 • 845001
RNK234.0845.33.4.03.IK	33	8,5	f_2+w/2	3	80	90	23403	845002 • 845001
LNK234.0845.33.4.02.IK	33	9	f_2+w/2	2	80	90	23401	845002 • 845001
LNK234.0845.33.4.03.IK	33	8,5	f_2+w/2	3	80	90	23403	845002 • 845001

予備部品
Spare Parts

カセット Cassette	ねじ Clamping Screw	トルクスレンチ TORX PLUS® Wrench
R/LH234...	**5.13T20P**	**T20PQ**

インサート
Indexable insert

S234

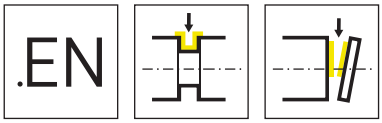





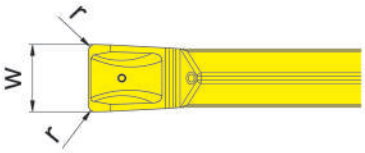

超硬材種
Carbide grades

▲ 在庫品
on stock

Δ 4 週間
4 weeks

型式 Part number	w	r	HIS		AS65	IG65
S234.0200.EN2	2	0,2	23401		▲	▲
S234.0300.EN3	3	0,3	23403		▲	▲
				P	●	●
				M	o	●
				K	o	-
				N	-	-
				S	-	o
				H	-	-

インサート
Indexable insert

S234

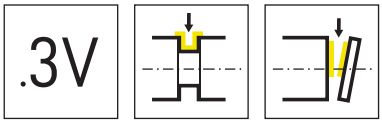

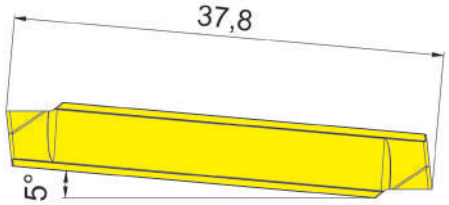







超硬材種
Carbide grades

▲ 在庫品
on stock

Δ 4 週間
4 weeks

型式 Part number	w	r	HIS		AS65	IG65
S234.0200.3V2	2	0,2	23401		▲	▲
S234.0300.3V3	3	0,3	23403		▲	▲
				P	●	●
				M	o	●
				K	o	-
				N	-	-
				S	-	o
				H	-	-

溝入れ加工のベストソリューションを
ご提案いたします。

FIND YOUR RIGHT
TOOLING SOLUTION NOW.

horn-group.com

輸入総代理店

—

株式会社IZUSHI
中部支店/刈谷テクニカルセンター
〒448-0807 愛知県刈谷市東刈谷町二丁目二番地２

Tel 0566-62-8075
Fax 0566-62-8084

horn@ztec-izushi.co.jp
www.phhorn.jp

DEUTSCHLAND, STAMMSITZ
GERMANY, HEADQUARTERS

—

Hartmetall-Werkzeugfabrik
Paul Horn GmbH
Horn-Straße 1
72072 Tübingen

Tel +49 7071 / 7004-0
Fax +49 7071 / 72893

info@de.horn-group.com
horn-group.com

INFO3.25DE 09/2025, Printed in Germany