新製品
NEW

新コーティング IG96
工具長寿命に最適
システム 224/229

NEW IG96 GRADE FOR LONGER TOOL LIFE SYSTEM 224/229

HORN
HORN
HORN

特長：
THE DIFFERENCE: MORE POSSIBILITIES

- **耐熱グレードによる生産性の向上**
  Increased productivity due to a heat-resistant grade

- **一般鋼・ステンレス材の効率的な加工を実現**
  Efficient machining of general and stainless materials

- **自社でのコーティングのため、短納期対応が可能**
  Fast delivery times thanks to in-house HiPIMS coating

インサート
Insert

S124

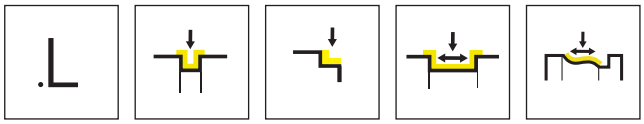

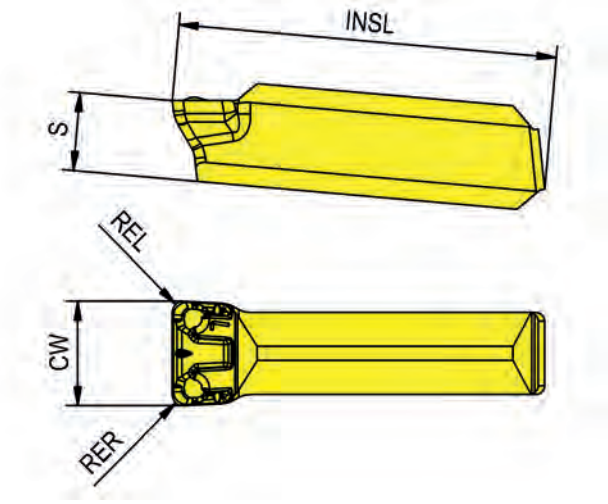



超硬材種
Grades

▲ 在庫品 Δ 4 週間
▲ on stock Δ 4 weeks

型式 Part number	CW	INSL	REL	RER	S	インターフェース M Interface M		IG96
S124.0600.L6	6	21,7	0,6	0,6	4,5	224060058N		▲
							P	●
							M	o
							K	-
							N	-
							S	-
							H	-

インサート
Indexable insert

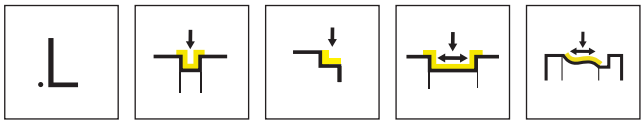

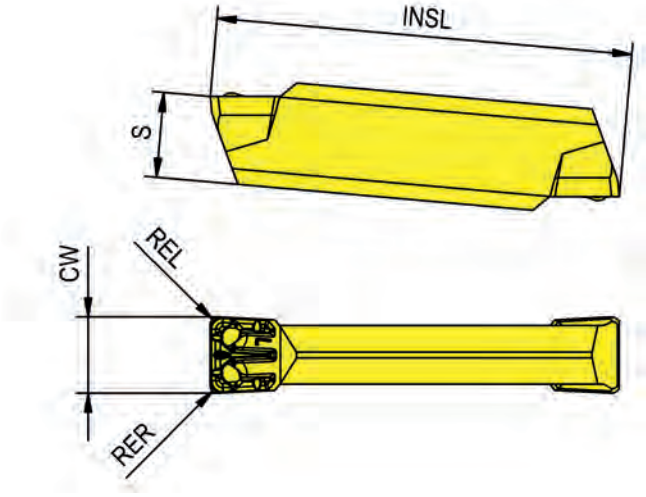

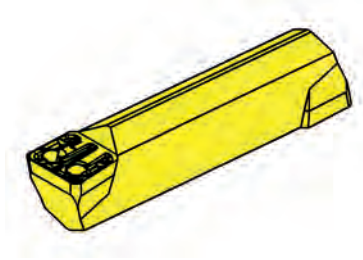

超硬材種
Grades

▲ 在庫品 Δ 4 週間
▲ on stock Δ 4 weeks

型式 Part number	CW	INSL	REL	RER	S	インターフェース M Interface M		IG96
S224.0300.L4	3	22	0,4	0,4	4,5	224030058N		▲
S224.0400.L4	4	22	0,4	0,4	4,5	224040058N		▲
S224.0500.L4	5	22	0,4	0,4	4,5	224050058N		▲
S224.0500.L6	5	22	0,6	0,6	4,5	224050058N		▲
S224.0600.L4	6	22	0,4	0,4	4,5	224060058N		▲
S224.0600.L6	6	22	0,6	0,6	4,5	224060058N		▲
							P	●
							M	o
							K	-
							N	-
							S	-
							H	-

インサート
Indexable insert

S224

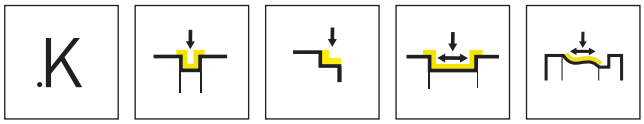

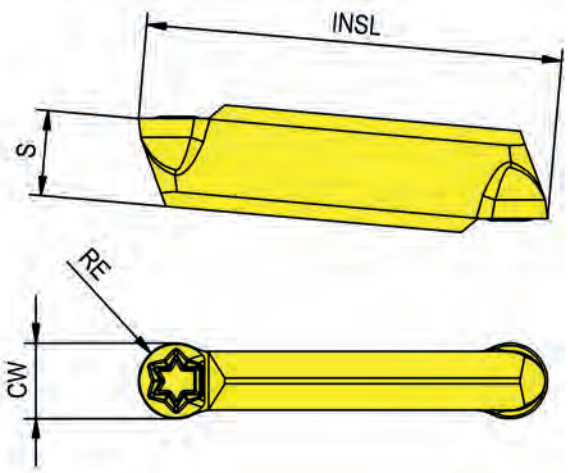

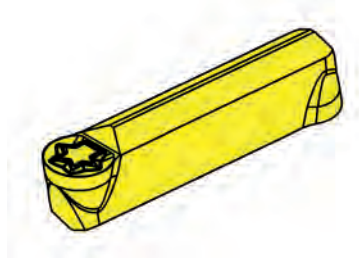

超硬材種
Grades

▲ 在庫品　Δ 4 週間
▲ on stock　Δ 4 weeks

型式 Part number	CW	INSL	RE	S	Trennstelle M Interface M		IG96
S224.0010.K2	2	22	1	4,5	224010058N		▲
S224.0015.K3	3	22	1,5	4,5	224030058N		▲
S224.0020.K4	4	22	2	4,5	224040058N		▲
S224.0025.K5	5	22	2,5	4,5	224050058N		▲
S224.0030.K6	6	22	3	4,5	224060058N		▲
						P	●
						M	o
						K	-
						N	-
						S	-
						H	-

45°角度付きホルダー使用時のインサー 別 ワーク径と切込み可能深さ
DMIN for corner reliefs with toolholder 45°

CDX	S224.0010.K2	S224.0015.K3	S224.0020.K4	S224.0025.K5	S224.0030.K6
0,5	Ø 34	Ø 26	Ø 22	Ø 21	Ø 14
1,0	Ø 54	Ø 36	Ø 26	Ø 22	Ø 18
1,5	Ø 54	Ø 36	Ø 26	Ø 22	Ø 18
2,0	Ø 55	Ø 36	Ø 26	Ø 22	Ø 18
2,5	Ø 56	Ø 36	Ø 26	Ø 22	Ø 18
3,0	-	-	-	Ø 22	Ø 18

インサート
Indexable insert

S224

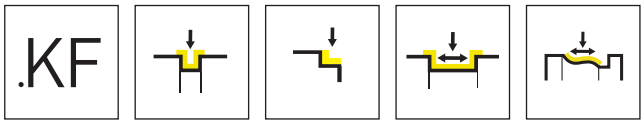

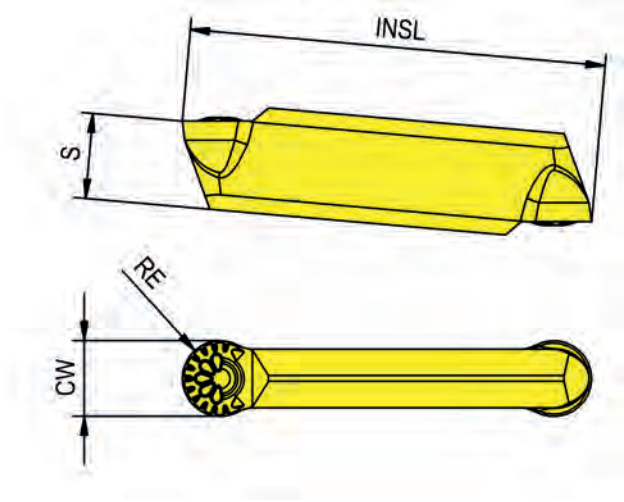



超硬材種
Grades

▲ 在庫品　Δ 4 週間
▲ on stock　Δ 4 weeks

型式 Part number	CW	INSL	RE	S	インターフェース M Interface M		IG96
S224.0010.KF2	2	22	1	4,5	224010058N		▲
S224.0020.KF4	4	22	2	4,5	224040058N		▲
S224.0025.KF5	5	22	2,5	4,5	224050058N		▲
S224.0030.KF6	6	22	3	4,5	224060058N		▲
						P	●
						M	o
						K	-
						N	-
						S	-
						H	-

45°角度付きホルダー使用時のインサー 別 ワーク径と切込み可能深さ
DMIN for corner reliefs with toolholder 45°

CDX	S224.0010.KF2	S224.0020.KF4	S224.0025.KF5	S224.0030.KF6
0,5	Ø 26	Ø 21	Ø 14	Ø 14
1,0	Ø 36	Ø 22	Ø 18	Ø 18
1,5	Ø 36	Ø 22	Ø 18	Ø 18
2,0	Ø 36	Ø 22	Ø 18	Ø 18
2,5	Ø 36	Ø 22	Ø 18	Ø 18
3,0	-	Ø 22	Ø 18	Ø 18

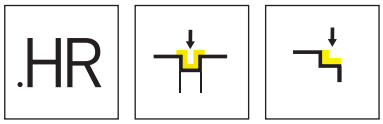

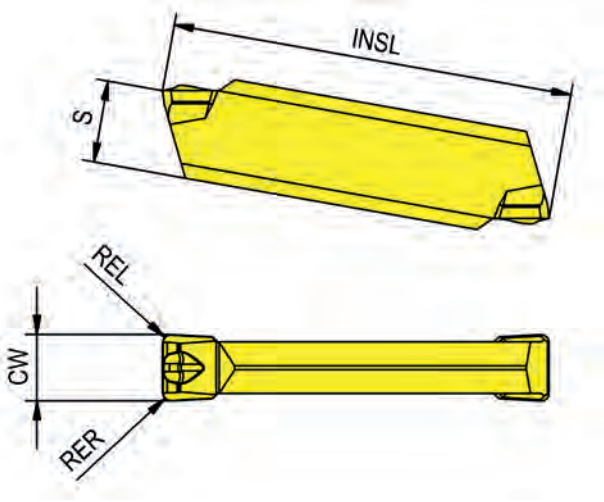



超硬材種
Grades

▲ 在庫品 Δ 4 週間
▲ on stock Δ 4 weeks

型式 Part number	CW	INSL	REL	RER	S	インターフェース M Interface M		IG96
S229.0300.HR4	3	30,4	0,4	0,4	6,2	S229030108N		▲
S229.0400.HR4	4	30,4	0,4	0,4	6,2	S229040108N		▲
S229.0500.HR4	5	30,4	0,4	0,4	6,2	S229050108N		▲
S229.0500.HR6	5	30,4	0,6	0,6	6,2	S229050108N		▲
S229.0500.HR8	5	30,4	0,8	0,8	6,2	S229050108N		▲
S229.0600.HR4	6	30,8	0,4	0,4	6,4	S229060108N		▲
S229.0600.HR6	6	30,8	0,6	0,6	6,4	S229060108N		▲
S229.0600.HR8	6	30,8	0,8	0,8	6,4	S229060108N		▲
S229.0800.HR8.PG	8	30,75	0,8	0,8	6,35	S229080108N		▲
							P	●
							M	o
							K	-
							N	-
							S	-
							H	-

インサート
Indexable insert

S229

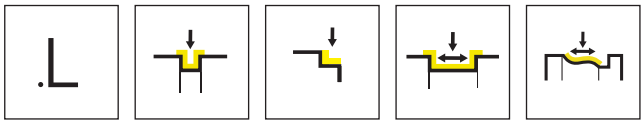

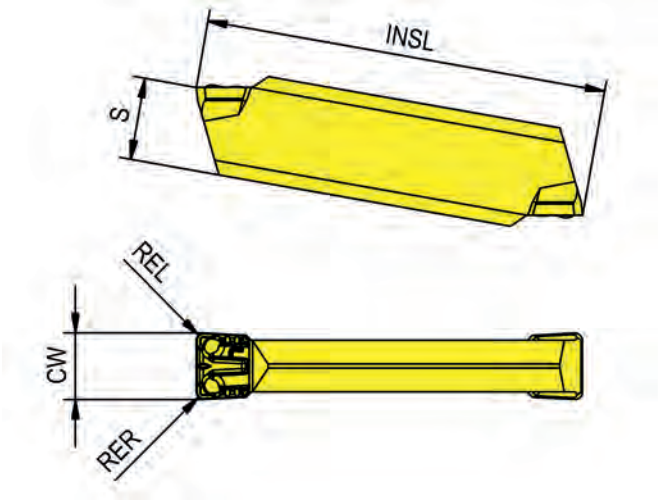



超硬材種
Grades

▲ 在庫品 Δ 4 週間
▲ on stock Δ 4 weeks

型式 Part number	CW	INSL	REL	RER	S	インターフェース M Interface M		IG96
S229.0400.L4	4	30,4	0,4	0,4	6,2	S229040108N		▲
S229.0400.L6	4	30,4	0,6	0,6	6,2	S229040108N		▲
S229.0500.L4	5	30,4	0,4	0,4	6,2	S229050108N		▲
S229.0500.L6	5	30,4	0,6	0,6	6,2	S229050108N		▲
S229.0500.L8	5	30,4	0,8	0,8	6,2	S229050108N		▲
S229.0600.L4	6	30,8	0,4	0,4	6,4	S229060108N		▲
S229.0600.L6	6	30,8	0,6	0,6	6,4	S229060108N		▲
S229.0800.L6	8	30,6	0,6	0,6	6,5	S229080108N		▲
							P	●
							M	o
							K	-
							N	-
							S	-
							H	-

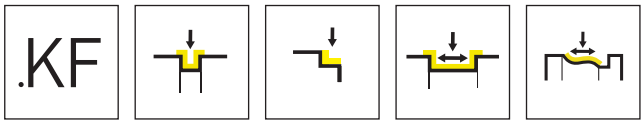

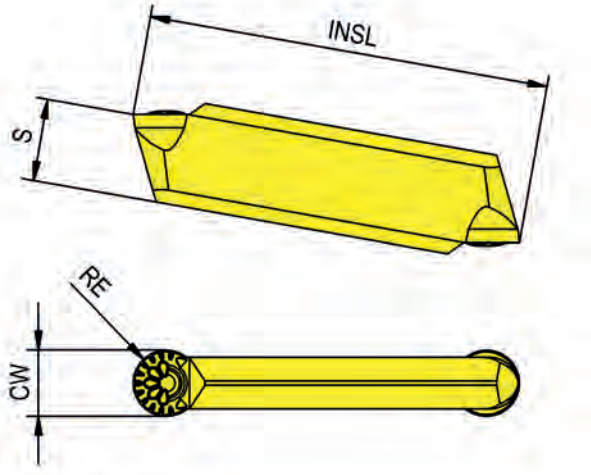

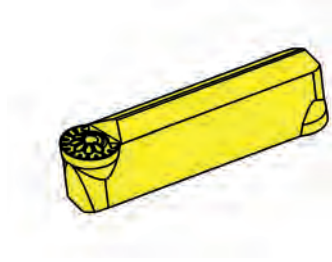

超硬材種
Grades

▲ 在庫品 Δ 4 週間
▲ on stock Δ 4 weeks

型式 Part number	CW	INSL	RE	S	インターフェース M Interface M		IG96
S229.0015.KF3	3	30,4	1,5	6,2	S229030108N		▲
S229.0020.KF4	4	30,4	2	6,2	S229040108N		▲
S229.0025.KF5	5	30,4	2,5	6,2	S229050108N		▲
S229.0030.KF6	6	30,75	3	6,4	S229060108N		▲
S229.0040.KF8	8	31,2	4	6,4	S229080108N		▲
						P	●
						M	o
						K	-
						N	-
						S	-
						H	-

45°角度付きホルダー使用時のインサー 別 ワーク径と切込み可能深さ
DMIN for corner reliefs with toolholder 45°

CDX	S229.0015.KF3	S229.0020.KF4	S229.0025.KF5	S229.0030.KF6
0,5	Ø 26	Ø 26	Ø 32	Ø 32
1,0	Ø 76	Ø 55	Ø 42	Ø 37
1,5	Ø 78	Ø 58	Ø 45	Ø 41
2,0	Ø 80	Ø 59	Ø 46	Ø 42
2,5	Ø 82	Ø 60	Ø 47	Ø 43
3,0	Ø 84	Ø 62	Ø 48	Ø 44
3,5	Ø 87	Ø 63	Ø 49	Ø 46
4,0	Ø 89	Ø 65	Ø 50	Ø 47

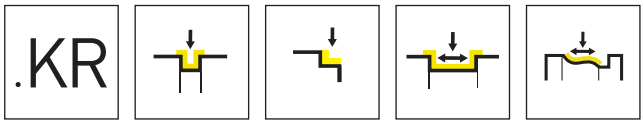

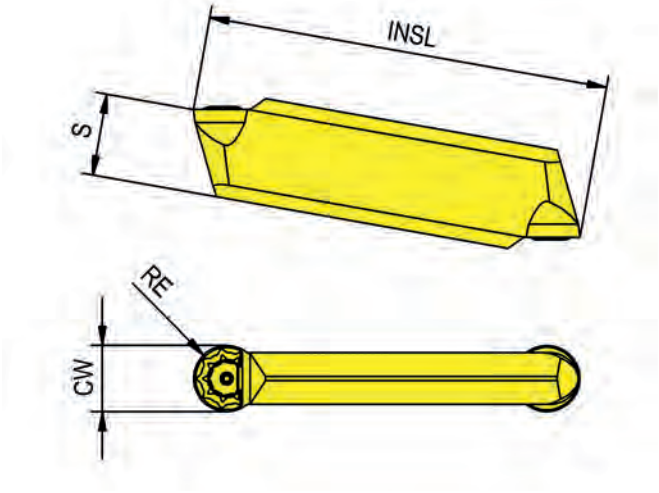

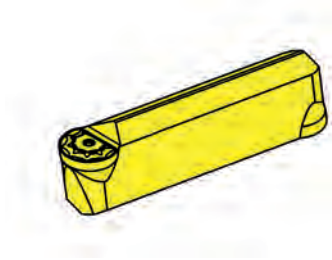

超硬材種
Grades

▲ 在庫品　Δ 4 週間
▲ on stock　Δ 4 weeks

型式 Part number	CW	INSL	RE	S	インターフェース M Interface M		IG96
S229.0020.KR4	4	30,4	2	6,2	S229040108N		▲
S229.0025.KR5	5	30,4	2,5	6,2	S229050108N		▲
S229.0030.KR6	6	30,75	3	6,4	S229060108N		▲
						P	●
						M	o
						K	-
						N	-
						S	-
						H	-

溝入れ加工のベストソリューションを
ご提案いたします。

FIND YOUR RIGHT
TOOLING SOLUTION NOW.

horn-group.com

輸入総代理店

—
株式会社IZUSHI
中部支店/刈谷テクニカルセンター
〒448-0807 愛知県刈谷市東刈谷町二丁目二番地２

Tel 0566-62-8075
Fax 0566-62-8084

horn@ztec-izushi.co.jp
www.phhorn.jp

DEUTSCHLAND, STAMMSITZ
GERMANY, HEADQUARTERS
—
Hartmetall-Werkzeugfabrik
Paul Horn GmbH
Horn-Straße 1
72072 Tübingen

Tel +49 7071 / 7004-0
Fax +49 7071 / 72893

info@de.horn-group.com
horn-group.com

INFO4.26DE 09/2026, Printed in Japan