Fasfräser
Chamfer End Mill

DPFF

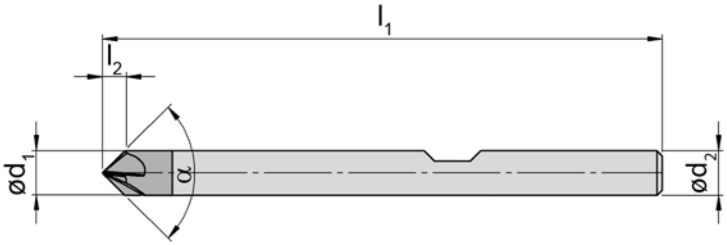

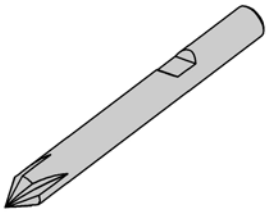

HM-Sorten
Carbide grades

▲ ab Lager
on stock

Δ 4 Wochen
4 weeks

Bestellnummer Part number	d_1	α	l_2	d_2	l_1	Z	Ausführung Type	TF2K
DPFF.4.04.035.060	4	60°	3,5	4	51	4	HA	▲
DPFF.4.06.052.060	6	60°	5,2	6	64	4	HB	▲
DPFF.4.08.069.060	8	60°	6,9	8	64	4	HB	▲
DPFF.4.10.087.060	10	60°	8,7	10	70	4	HB	▲
DPFF.4.12.104.060	12	60°	10,4	12	78	4	HB	▲
DPFF.4.04.020.090	4	90°	2	4	51	4	HA	▲
DPFF.4.06.030.090	6	90°	3	6	64	4	HB	▲
DPFF.4.08.040.090	8	90°	4	8	64	4	HB	▲
DPFF.4.10.050.090	10	90°	5	10	70	4	HB	▲
DPFF.4.12.060.090	12	90°	6	12	78	4	HB	▲
DPFF.4.04.011.120	4	120°	1,1	4	51	4	HA	▲
DPFF.4.06.017.120	6	120°	1,7	6	64	4	HB	▲
DPFF.4.08.023.120	8	120°	2,3	8	64	4	HB	▲
DPFF.4.10.028.120	10	120°	2,8	10	70	4	HB	▲
DPFF.4.12.034.120	12	120°	3,4	12	78	4	HB	▲

P	●
M	o
K	o
N	o
S	o
H	-

Schnittdaten DPFF Ø 4 - 12 mm

Cutting Data DPFF Ø 4 - 12 mm

	vc = m/min	vc = m/min	vc = m/min	vc = m/min
P1.1	120	130	140	150
P1.2	120	130	140	150
P1.3	110	120	130	140
P1.4	110	120	130	140
P1.5	110	120	130	140
P1.6	120	130	140	150
P2.1	110	120	130	140
P2.2	100	110	120	130
P2.3	100	110	120	130
P2.4	100	110	120	130
K1.1	110	120	130	140
K1.2	110	120	130	140

d_1	f_z	a_e	a_p	f_z	a_e	a_p
4	0,021	1,00	1,00	0,038	0,10	0,10
6	0,026	1,50	1,50	0,062	0,09	0,30
8	0,031	2,00	2,00	0,059	0,20	0,20
10	0,036	2,50	2,50	0,089	0,15	0,50
12	0,041	3,00	3,00	0,080	0,30	0,30
4	0,021	1,00	1,00	0,049	0,06	0,20
6	0,026	1,50	1,50	0,048	0,15	0,15
8	0,031	2,00	2,00	0,076	0,12	0,40
10	0,036	2,50	2,50	0,069	0,25	0,25
12	0,041	3,00	3,00	0,103	0,18	0,60
4	0,021	1,00	1,00	0,038	0,10	0,10
6	0,026	1,50	1,50	0,062	0,09	0,30
8	0,031	2,00	2,00	0,059	0,20	0,20
10	0,036	2,50	2,50	0,089	0,15	0,50
12	0,041	3,00	3,00	0,080	0,30	0,30

Fasfräser
Chamfer Milling Cutter

DSFF

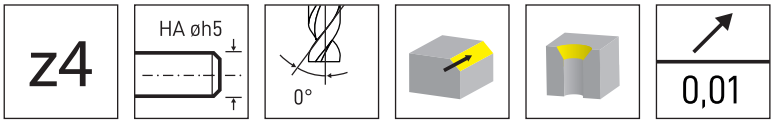

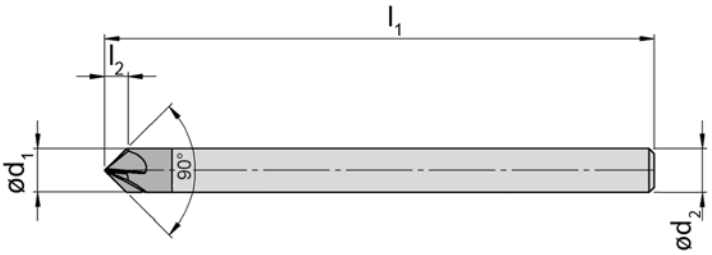

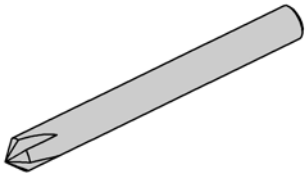

HM-Sorten
Carbide grades

▲ ab Lager
on stock

Δ 4 Wochen
4 weeks

Bestellnummer Part number	d_1	l_2	d_2	l_1	Z		TS3K
DSFF.4.04.50.04.45	4	2	4	50	4		▲
DSFF.4.06.63.06.45	6	3	6	63	4		▲
DSFF.4.08.63.08.45	8	4	8	63	4		▲
DSFF.4.10.69.10.45	10	5	10	69	4		▲
DSFF.4.12.77.12.45	12	6	12	77	4		▲
						P	●
						M	o
						K	o
						N	-
						S	o
						H	o

Schnittdaten DSFF Ø 4 - 12 mm

Cutting Data DSFF Ø 4 - 14 mm

B

	vc = m/min
P1.1	120
P1.2	120
P1.3	120
P1.4	120
P1.5	120
P1.6	120
P2.1	120
P2.2	120
P2.3	120
P2.4	120
P3.1	110
P3.2	110
P4.1	110
P4.2	110
P5.1	80
M1.1	120
M1.2	110
M1.3	100

	vc = m/min
K1.1	120
K1.2	120
K2.1	120
K2.2	120
K3.1	120
K3.2	110
K4.1	110
K4.2	110
K4.3	110
N1.1	180
N1.2	180
N2.1	160
N2.2	110
N3.1	160
N3.2	160
N3.3	140
N3.4	120

	vc = m/min
S1.1	80
S1.2	70
S2.1	50
S2.2	40
S3.1	70
S3.2	70
S3.3	70

d_1	f_z	a_e	a_p
4	0,030	0,60	0,60
6	0,040	0,75	0,75
8	0,045	1,00	1,00
10	0,050	1,25	1,25
12	0,060	1,50	1,50

Fräserschaft
Milling shank

MG

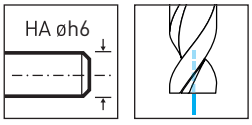

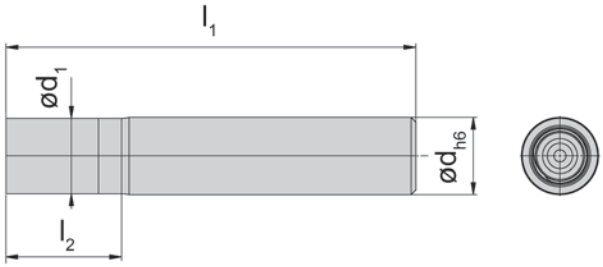

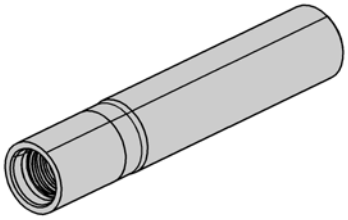

Bestellnummer Part number	l_1	l_2	d	d_1	System
MG10.HA10.055.1	55	12	10	9,8	DG10
MG10.HA10.070.1	70	24	10	9,8	DG10
MG10.HA10.085.1	85	39	10	9,8	DG10
MG12.HA12.070.1	70	16	12	11,7	DG12
MG12.HA12.085.1	85	31	12	11,7	DG12
MG12.HA12.100.1	100	47	12	11,7	DG12
MG16.HA16.085.1	85	24	16	15,6	DG16
MG16.HA16.100.1	100	41	16	15,6	DG16
MG20.HA20.085.1	85	24	20	19,5	DG20
MG20.HA20.110.1	110	50	20	19,5	DG20
MG25.HA25.110.1	110	45	25	24,5	DG25
MG25.HA25.130.1	130	66	25	24,5	DG25

Ersatzteile
Schlüssel und Zubehör sind nicht im Lieferumfang enthalten - bitte separat bestellen
Spare Parts
Wrenches and additional equipment are not combined with the milling shank. Separate order required!

Fräserschäfte mit beschädigter Schneidkopfaufnahme können durch unseren Reparaturservice instand gesetzt werden.
Milling cutter shanks with damaged seating can be repaired by HORN.

H

Fräserschaft
Milling shank

MG

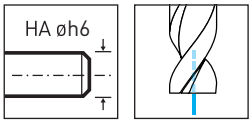

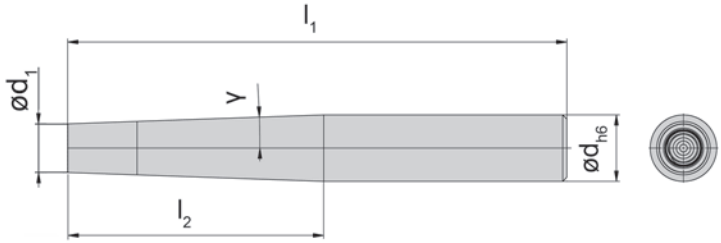

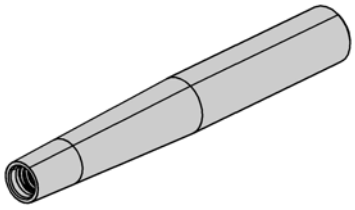

Bestellnummer Part number	l_1	l_2	d	d_2	γ	System
MG10.HA12.100.1	100	31,5	12	9,8	2°	DG10
MG10.HA12.120.1	120	63	12	9,8	1°	DG10
MG12.HA16.120.1	120	61,57	16	11,7	2°	DG12
MG12.HA16.145.1	145	90	16	11,7	1°	DG12
MG16.HA20.120.1	120	63	20	15,6	2°	DG16
MG16.HA20.165.1	165	110	20	15,6	1°	DG16
MG20.HA25.140.1	140	78,75	25	20,5	2°	DG20
MG20.HA25.185.1	185	120	185	20,5	1°	DG20

Ersatzteile
Schlüssel und Zubehör sind nicht im Lieferumfang enthalten - bitte separat bestellen
Spare Parts
Wrenches and additional equipment are not combined with the milling shank. Separate order required!

Fräserschäfte mit beschädigter Schneidkopfaufnahme können durch unseren Reparaturservice instand gesetzt werden.
Milling cutter shanks with damaged seating can be repaired by HORN.

H

Fräserschaft
Milling shank

MG

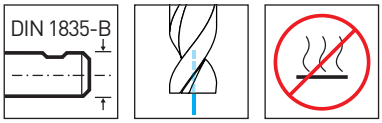

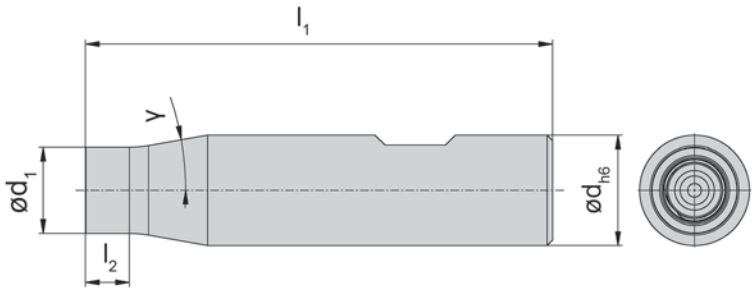

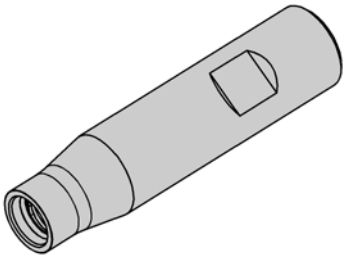

Bestellnummer Part number	l_1	l_2	d	d_1	γ	System
MG10.B012.070.1	70	5	12	9,8	5°	DG10
MG12.B016.075.1	75	6	16	11,7	10°	DG12
MG16.B020.085.1	85	8	20	15,6	10°	DG16
MG20.B025.095.1	95	10	25	19,5	10°	DG20
MG25.B032.105.1	105	12,5	32	24,5	10°	DG25

Fräskörpermaterial: Stahl
Material of miller body: Steel

Ersatzteile
Schlüssel und Zubehör sind nicht im Lieferumfang enthalten - bitte separat bestellen
Spare Parts
Wrenches and additional equipment are not combined with the milling shank. Separate order required!

H

Schneidkopf
Cutter Head

DG.F

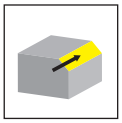
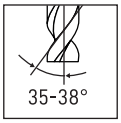

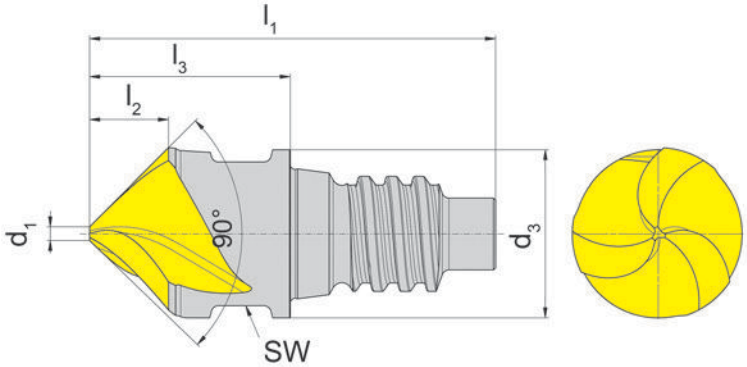

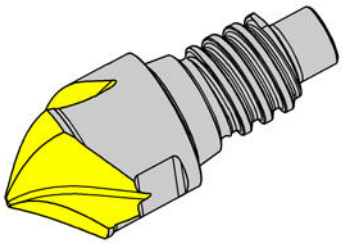

Abbildung = rechtsschneidend
Picture = right hand cutting version

HM-Sorten
Carbide grades

▲ ab Lager
on stock

Δ 4 Wochen
4 weeks

Bestellnummer Part number	d_1	l_2	d_3	l_1	l_3	Z	SW	System		RC4P
DG10.F01.45.3.04.0P	1	4,4	9,8	24,1	12	3	8	DG10		▲
DG10.F02.45.5.04.0P	1,8	4	9,8	24,1	12	5	8	DG10		▲
DG12.F01.45.3.05.0P	1	5,4	11,7	28,3	14	3	10	DG12		▲
DG12.F02.45.5.05.0P	1,7	5	11,7	28,3	14	5	10	DG12		▲
DG16.F02.45.6.07.0P	1,7	7	15,6	36,7	19	6	13	DG16		▲
									P	●
									M	●
									K	●
									N	●
									S	●
									H	-

H

Schnittdaten DG.F

Cutting Data DG.F

	vc = m/min
P1.1	140
P1.2	140
P1.3	130
P2.1	120
P2.2	120
P2.3	120
P3.1	100
P3.2	100

	vc = m/min
M1.1	90
M2.1	80
M3.1	70
K1.1	120
K1.2	110
K2.1	100
K2.2	90
K3.1	80
K3.2	70
S1.1	50
S2.1	40
S3.1	30

d_1	l_2	f_z	a_e	a_p
10	4,4	0,04	0,9	4
10	4	0,05	1	3,6
12	5,4	0,05	1,1	4,9
12	5	0,06	1,2	4,5
16	7	0,07	1,6	6,3

H